


**From:** Committee on Rules 36GL <cor@guamlegislature.org>  
**Sent:** Friday, April 16, 2021 9:28 AM  
**To:** Clerks; Rennae Meno  
**Subject:** Messages and Communications for Doc. No. 36GL-21-0452\*  
**Attachments:** 36GL-21-0452.pdf

*Håfa Adai* Clerks,

Please see attached M&C Doc. No. 36GL-21-0452 for processing:

36GL-21-0452	Guam Department of Labor Initial PUA Claimant Statistics.* <b>Statistics on Pandemic Unemployment Assistance (PUA) Claimants*</b>	Guam Department of Labor
--------------	--	--------------------------

*Si Yu'os Ma'åse'*,



**COMMITTEE ON RULES**

Vice Speaker Tina Rose Muña Barnes  
36th Guam Legislature  
*I Mina'trentai Sais Na Liheslaturan Guåhan*  
163 Chalan Santo Papa Hågatña Guam 96910  
Email: [cor@guamlegislature.org](mailto:cor@guamlegislature.org)

"Disclaimer: This message is intended only for the use of the individual or entity to which it is addressed and may contain information which is privileged, confidential, proprietary, or exempt from disclosure under applicable law. If you are not the intended recipient or the individual responsible for delivering the message to the intended recipient, you are strictly prohibited from disclosing, distributing, copying, or in any way using this message. If you have received this communication in error, please notify the sender and immediately delete any copies you may have received. Thank you."

----- Forwarded message -----

**From:** Speaker Therese M. Terlaje <[speaker@guamlegislature.org](mailto:speaker@guamlegislature.org)>  
**Date:** Thu, Apr 15, 2021 at 5:48 PM  
**Subject:** Messages and Communications for 36GL-21-0452  
**To:** Legislative Secretary Amanda Shelton <[officeofsenatorshelton@guamlegislature.org](mailto:officeofsenatorshelton@guamlegislature.org)>, Committee on Rules 36GL <[cor@guamlegislature.org](mailto:cor@guamlegislature.org)>

Please see attached M&C Doc. No. 36GL-21-0452.

36GL-21-0452	Guam Department of Labor Initial PUA Claimant Statistics.*	Guam Department of Labor
--------------	--	--------------------------

Si Yu'os Ma'åse,

Maria Abante  
Legislative Assistant

**Office of Speaker Therese M. Terlaje**

# Committee on Health, Land, Justice and Culture

*I Mina'trentai Sais na Liheslaturan Guåhan*

36th Guam Legislature

Office Location: Ada Plaza Center, Suite 207, 173 Aspinall Avenue, Hagåtña, Guam 96910

Address: Guam Congress Building, 163 Chalan Santo Papa, Hagåtña, Guam 96910

T: (671) 472-3586 F: (671) 989-3590 Email: [speaker@guamlegislature.org](mailto:speaker@guamlegislature.org)

website: [www.senatorterlaje.com](http://www.senatorterlaje.com)

----- Forwarded message -----

From: **Hannah Cho** <[hannah.cho@dol.guam.gov](mailto:hannah.cho@dol.guam.gov)>

Date: Thu, Apr 15, 2021 at 12:40 PM

Subject: Press Release: GDOL Releases Initial PUA Claimant Statistics

To:

Hafa adai media partners,

Attached please find a release, graphs and a spreadsheet with statistical information on Pandemic Unemployment Assistance claimants. Please note that the numbers are meant to be a snapshot of the PUA program. Due to the amount of fraud attacks our [hireguam.com](http://hireguam.com) system experienced, the data is slightly skewed.

Senseramente,



Virus-free. [www.avg.com](http://www.avg.com)



Speaker Therese M. Terlaje <senatorterlajeguam@gmail.com>

### Press Release: GDOL Releases Initial PUA Claimant Statistics

1 message

Hannah Cho <hannah.cho@dol.guam.gov>  
Bcc: senatorterlajeguam@gmail.com

Thu, Apr 15, 2021 at 12:40 PM

Hafa adai media partners,

Attached please find a release, graphs and a spreadsheet with statistical information on Pandemic Unemployment Assistance claimants. Please note that the numbers are meant to be a snapshot of the PUA program. Due to the amount of fraud attacks our hireguam.com system experienced, the data is slightly skewed.

Senseramente,

Doc Type: 36GL-21-0452  
**OFFICE OF THE SPEAKER  
THERESE M. TERLAJE**  
  
**-04 15 2021**  
Time: 12:40pm  
Received: JAA




**Hannah Cho**  
Special Projects Coordinator  
Guam Department of Labor  
O: 300-4600  
[Hannah.Cho@dol.guam.gov](mailto:Hannah.Cho@dol.guam.gov)  
[hireguam.com](http://hireguam.com)

#### 3 attachments

- PR-PUA Statistics.pdf**  
204K
- PUA Graphs.docx**  
80K
- PUA Data.xlsx - Sheet1.pdf**  
76K

**COMMITTEE ON RULES  
RECEIVED:**  
April 15, 2021  
5:48 P.M.  
*Pyan Justice J. Babauta*



DEPARTMENT OF  
**LABOR**

DIPATTAMENTON HOMOTNÁT • David M. Dell'Isola, Director • Gerard A. Toves, Deputy Director

**Lourdes A. Leon Guerrero**  
*Governor*

**Joshua F. Tenorio**  
*Lieutenant Governor*

**For Immediate Release**

April 15, 2021

**GDOL Releases Statistics on PUA Claimants From Hireguam.com**

**Hagåtña, Guam** – The Guam Department of Labor releases initial statistical data on Pandemic Unemployment Assistance claimants as of Feb. 24, 2021, and monetary data as of March 15, 2021. Information pulled from the hireguam.com system is only meant as a tool to give a general idea of the statistics. Numbers are not completely accurate due to the more than 93,000 fraudulent claims that attacked the hireguam.com system.

“We were hit by fraud from every angle in every way possible. This includes identity theft, people using fake Guam addresses, fake names and ethnicities. While the agency staff has worked hard to filter out fraudulent data, the system-generated breakdowns are still slightly skewed. Please use these numbers as an approximate snapshot of Guam’s pandemic unemployment claimants,” said Department of Labor Director David Dell’Isola.

**Numbers**

As of March 15, 2021 the Guam Department of Labor has paid out more than \$567.2 million in unemployment benefits. Overall GDOL has paid out \$280.2 million in PUA, \$253.2 million in Federal Pandemic Unemployment Compensation and \$33.8 million in Lost Wages Assistance.

The largest batch came in the week ending June 27, 2020 and totaled \$77.7 million. The next largest payment of \$61.2 million was paid out for the week ending Aug. 8, 2020.

Out of about 29,000 claimants, 15,291 identified as female, and 13,345 identified as male. A small number of people opted not to disclose their gender, 136.

Most applicants were between the ages of 25-54 with a total of 18,128 people. Senior citizens 55 years and older totaled 5,373. Youth 16-24 totaled 5,273.

**Mailing Address:** P.O. Box 9970 • Tamuning, Guam 96931

**Physical Address:** 414 West Soledad Avenue • Suite 400, GCIC Building • Hagåtña, Guam 96910

**Telephone:** (671) 475-7044/7036 • **Facsimile:** (671) 475-6811

**American Job Center:** (671) 475-7000/1

**Website:** dol.guam.gov • hireguam.com



The largest ethnic population was Filipino with 11,834 applicants. The second largest was Chamorro/Guamanian with 9,124 applicants. Federated States of Micronesia applicants made up the third largest ethnicity with 5,174 applicants. The smallest ethnic group was Indian with 29 applicants.

For education levels, most applicants received their high school diploma, 13,625 people. The second largest group of 4,882 people had attended some college but did not complete it. The smallest group of 36 received their Doctorate Degrees.

The majority of applicants marked they were employed with reduced hours, totaling 12,418 individuals. The second largest group stated they were completely unemployed, 9,450 people. Next, 6,334 stated they were furloughed.

Of those employed, most claimants opted not to disclose their occupational field — 9,911. Of those who disclosed their occupations, the largest group affected were those in the food service industry at 4,334, next was sales at 3,022 and the third and fourth largest areas affected were the administration industry at 2,532 and home/building industry at 1,268.

The village breakdown total is smaller than other numbers due to factors such as off-island applications as well as alien laborers. Most applicants claimed Dededo as their village of residence with 7,585 people. The second largest group resides in Yigo with 5,199 applicants. Tamuning is third with 4,333 applicants. The smallest group of 42 claimed Umatac.

The agency anticipated that up to 38,000 workers would be negatively impacted by the COVID-19 Pandemic. Based on the Pandemic Employer Separation Notices Guam report collected from the hireguam.com system on March 15, 2021, a total of 33,981 separation notices were generated by employers. Though P.L. 35-86 requires employers register with HireGuam to report pandemic separation notices for their employees affected, not all employers registered and therefore this number does not reflect the total number of potentially eligible claimants in Guam.

Based on the PUA Initial and Continued Claims Summary and Detail report 131,973 initial claims were filed between May 30, 2020 and March 6, 2021. Within the same period 2,719,876 continued weekly claims were filed.

For more information, a link with the full set of data is posted on [dol.guam.gov](http://dol.guam.gov).

For more information on the unemployment assistance programs go to [dol.guam.gov](http://dol.guam.gov). For login issues, email [webadmin@dol.guam.gov](mailto:webadmin@dol.guam.gov). For claim or weekly certification issues, email [puahotline@dol.guam.gov](mailto:puahotline@dol.guam.gov).

###

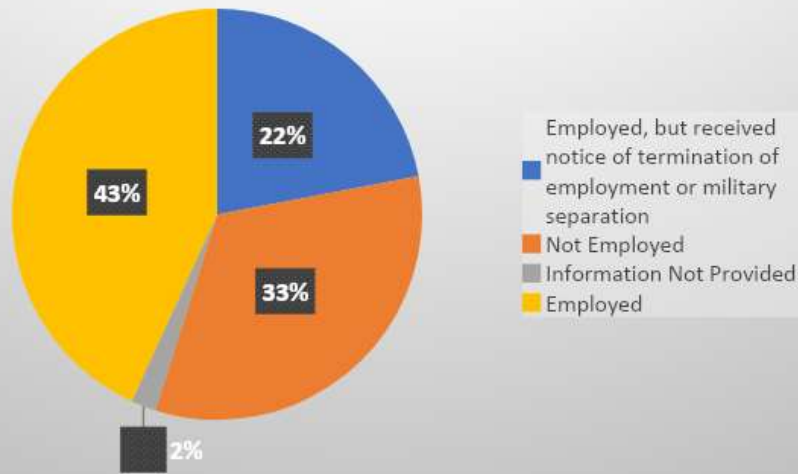
---

**Mailing Address:** P.O. Box 9970 • Tamuning, Guam 96931  
**Physical Address:** 414 West Soledad Avenue • Suite 400, GCIC Building • Hagåtña, Guam 96910  
**Telephone:** (671) 475-7044/7036 • **Facsimile:** (671) 475-6811  
**American Job Center:** (671) 475-7000/1  
**Website:** [dol.guam.gov](http://dol.guam.gov) • [hireguam.com](http://hireguam.com)




**americanjobcenter**  
GUAM

## Employment Status

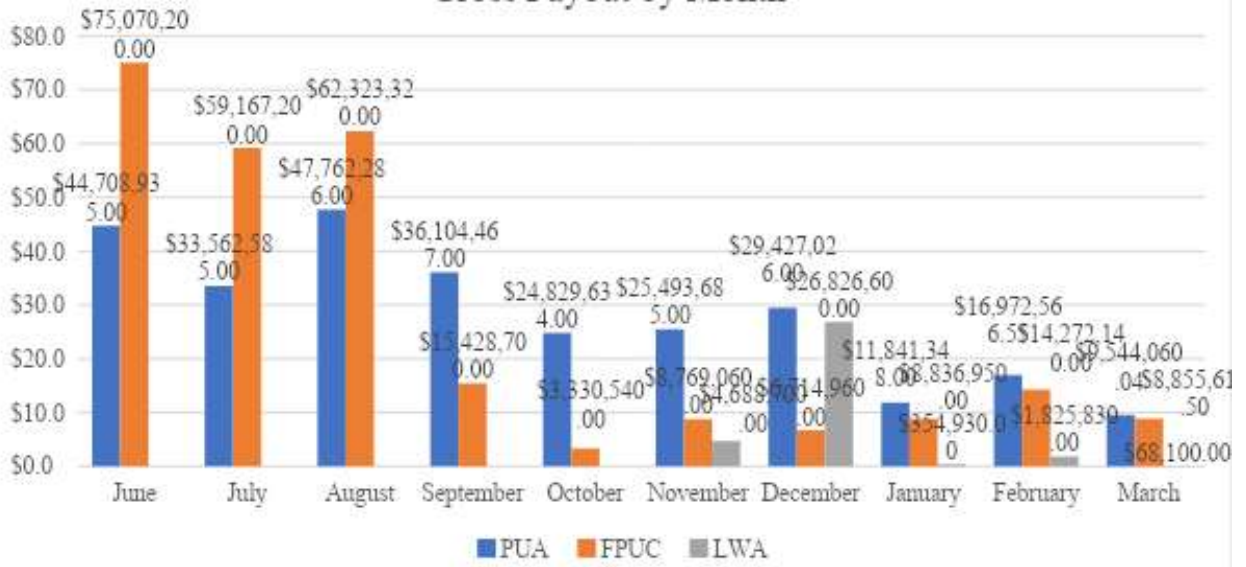


## Initial Claims by Month

■ June    ■ July    ■ August    ■ September    ■ October  
■ November    ■ December    ■ January    ■ February    ■ March



### Gross Payout by Month



PUA General Demographics

Feb 2021

ETHNICITY	TOTAL
Chamorro/Guamanian	9124
CNMI	342
FSM	5174
Palauan	652
Marshallese	63
Samoan	57
Hawaiian/part Hawaiian	141
Other Pacific Islander	145
Filipino	11834
Chinese	801
Korean	1050
Japanese	936
Vietnamese	130
Thai	63
Indian	29
Other Asian	159
	<b>30700</b>

Gender	Count
female	15291
male	13345
info not provided	136
total	<b>28772</b>

Employment Status	Total
Employed, Reduced Hours	12418
Employed, Furloughed	6334
Not Employed, Laid-off	9450
Information Not Provided	570
total	<b>28772</b>

Education Level	Total
No School Grades Completed	85
Elementry 1-5	100
Middle 6-8	562
High 9-12	4003
High Dipolma	13625
Vocational School Certificate	513
Associate	1249
College Incomplete	4882
Bachelor	3459
Master	223
Doctorate	36
total	<b>28737</b>

Village	Count
Agana Heights	137
Agat	408
Asan	84
Barrigada	3849
Chalan Pago	283
Dededo	7585
Hagatna	1956
Harmon	228
Inarajan	213
Maite	119
Mangilao	1436
Merizo	164
Mongmong	214
Ordot	114
Piti	132
Santa Rita	632
Sinajana	263
Talofofa	270
Tamuning	4333
Toto	55
Tumon	158
Umatac	42
Unknown	8
Yigo	5199
Yona	508
total	<b>28390</b>

AGE	COUNT
Youth Ages 16-24	5273
Adults Ages 25-54	18128
Older Adults 55+	5373
total	<b>28774</b>